



Vanguard Intermediate-Term Corporate Bond Index Fund

Bond fund | Institutional Shares

| | | | | | | | | | | | |
|----------------------------|---|---|---|---|------------------|------------------------------|--------------|---------------|------------------------------|----------------|-------------|
| Risk level Low ← → High | | | | | Total net assets | Expense ratio as of 12/21/18 | Purchase fee | Ticker symbol | Turnover rate as of 08/31/18 | Inception date | Fund number |
| 1 | 2 | 3 | 4 | 5 | \$404 MM | 0.05% | 0.25% | VICBX | 64.6% | 11/19/09 | 1646 |

Investment objective

Vanguard Intermediate-Term Corporate Bond Index Fund seeks to track the performance of a market-weighted corporate bond index with an intermediate-term dollar-weighted average maturity.

Investment strategy

The fund employs an index sampling technique to select securities. Using sophisticated computer programs, the fund's advisor generally selects a representative sample of securities that approximates the full target index in terms of key risk factors and other characteristics. These factors include duration, cash flow, quality, and callability of the underlying bonds. In addition, the fund keeps sector and subsector exposure within tight boundaries relative to its target index. Because the fund does not hold all issues in its target index, some of the issues (and issuers) that are held will likely be overweighted (or underweighted) compared with the target index. The maximum overweight (or underweight) is constrained at the issuer level with the goal of producing well-diversified credit exposure in the portfolio.

General note

This fund charges a 0.25% purchase fee. Participants may be charged the fees if they execute exchanges, reallocations, and rebalances. Performance data for periods of less than one year does not reflect the deduction of purchase and redemption fees. All other performance data are adjusted for purchase and redemption fees.

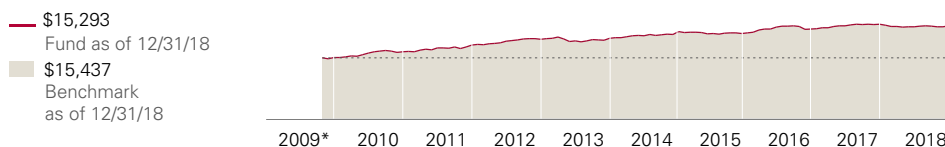
For the most up-to-date fund data, please scan the QR code below.



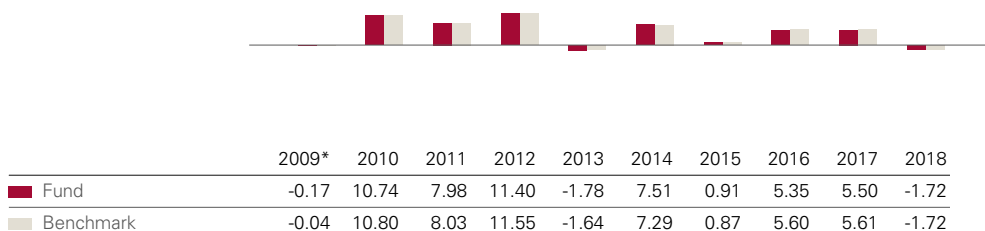
Benchmark

BloomBarc US 5-10 Year Corp Index

Growth of a \$10,000 investment : November 30, 2009—December 31, 2018



Annual returns



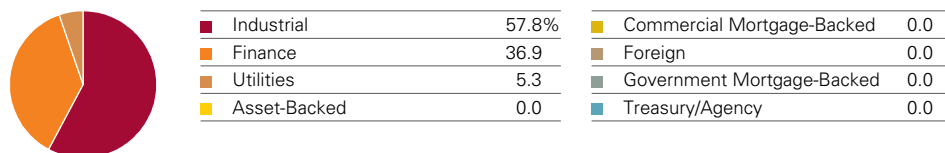
Total returns

| | Quarter | Year to date | One year | Three years | Five years | Since inception |
|-----------|---------|--------------|----------|-------------|------------|-----------------|
| Fund | 0.32% | -1.72% | -1.97% | 2.90% | 3.40% | 4.88% |
| Benchmark | 0.34% | -1.72% | -1.72% | 3.10% | 3.47% | — |

The performance data shown represent past performance, which is not a guarantee of future results. Investment returns and principal value will fluctuate, so investors' shares, when sold, may be worth more or less than their original cost. Current performance may be lower or higher than the performance data cited. For performance data current to the most recent month-end, visit our website at vanguard.com/performance.

Figures for periods of less than one year are cumulative returns. All other figures represent average annual returns. Performance figures include the reinvestment of all dividends and any capital gains distributions. All returns are net of expenses.

Distribution by issuer—bonds



* Partial return since fund started, November 19, 2009.

BloomBarc US 5-10 Year Corp Index: Includes U.S. dollar-denominated, investment-grade securities issued by industrial, utility, and financial companies, with maturities between 5 and 10 years.

Vanguard Intermediate-Term Corporate Bond Index Fund

Bond fund | Institutional Shares

Connect with Vanguard® > vanguard.com

Plain talk about risk

An investment in the fund could lose money over short or even long periods. You should expect the fund's share price and total return to fluctuate within a wide range, like the fluctuations of the overall bond market. The fund's performance could be hurt by:

Interest rate risk: The chance that bond prices will decline because of rising interest rates. Interest rate risk should be moderate for the fund because it invests primarily in intermediate-term bonds, whose prices are less sensitive to interest rate changes than are the prices of long-term bonds.

Income risk: The chance that the fund's income will decline because of falling interest rates.

Credit risk: The chance that a bond issuer will fail to pay interest or principal in a timely manner or that negative perceptions of the issuer's ability to make such payments will cause the price of that bond to decline. Credit risk should be relatively low for the fund because it invests primarily in bonds that are considered to be of high quality.

Index sampling risk: The chance that the securities selected for the fund, in the aggregate, will not provide investment performance matching that of the index. Index sampling risk for the fund should be low.

Note on frequent trading restrictions

Frequent trading policies may apply to those funds offered as investment options within your plan. Please log on to Vanguard.com for your employer plans or contact Participant Services at 800-523-1188 for additional information.

BLOOMBERG® is a trademark and service mark of Bloomberg Finance L.P. BARCLAYS® is a trademark and service mark of Barclays Bank Plc, used under license. Bloomberg Finance L.P. and its affiliates, including Bloomberg Index Services Limited ("BISL") (collectively, "Bloomberg"), or Bloomberg's licensors own all proprietary rights in the Bloomberg Barclays Indices. The products are not sponsored, endorsed, issued, sold or promoted by "Bloomberg or Barclays". Bloomberg and Barclays make no representation or warranty, express or implied, to the owners or purchasers of the products or any member of the public regarding the advisability of investing in securities generally or in the products particularly or the ability of the Bloomberg Barclays Indices to track general bond market performance. Neither Bloomberg nor Barclays has passed on the legality or suitability of the products with respect to any person or entity. Bloomberg's only relationship to Vanguard and the products are the licensing of the Bloomberg Barclays Indices which are determined, composed and calculated by BISL without regard to Vanguard or the products or any owners or purchasers of the products Bloomberg has no obligation to take the needs of the products or the owners of the products into consideration in determining, composing or calculating the Bloomberg Barclays Indices. Neither Bloomberg nor Barclays is responsible for and has not participated in the determination of the timing of, prices at, or quantities of the products to be issued. Neither Bloomberg nor Barclays has any obligation or liability in connection with the administration, marketing or trading of the products.

For more information about Vanguard funds or to obtain a prospectus, see below for which situation is right for you.

If you receive your retirement plan statement from Vanguard or log on to Vanguard's website to view your plan, visit vanguard.com or call **800-523-1188**.

If you receive your retirement plan statement from a service provider other than Vanguard or log on to a record keeper's website that is not Vanguard to view your plan, please call **855-402-2646**.

Visit vanguard.com to obtain a prospectus or, if available, a summary prospectus. Investment objectives, risks, charges, expenses, and other important information about a fund are contained in the prospectus; read and consider it carefully before investing.

Financial advisor clients: For more information about Vanguard funds, contact your financial advisor to obtain a prospectus.

Investment Products: Not FDIC Insured • No Bank Guarantee • May Lose Value